



SEWAGE & SUMP

**-New-
Pro Design Basins**



- X-Heavy Reinforced High Density Polypropylene (3800# tensile strength)
- Covers mount easily with new, exclusive "Flex-Taps"
- "Flex-Taps" are non-corrosive and allow covers to be easily removed
- Integral hubs have built-in "stop" to meet code and accept standard push gaskets
- 3-1/2" Rolled top flange with plumber's "goof ring"
- Integral "basin rests" allow for easy stacking, shipping and storage


Stock #	Size	Description	Inlet *	D x V	Cover ***	List
SE1830	18" x 30"	Sewage Ejector Basin	One 4"	2" D x 2" V	X-Hvy Pro Poly	\$ 108.00
SE1830-1	18" x 30"	Sewage Ejector Basin	One 4"	2" D x 3" V	X-Hvy Pro Poly	\$ 112.00
SE1830S	18" x 30"	Sewage Ejector Basin	One 4"	2" D x 2" V	X-Hvy Steel	\$ 108.00
SE2436S	24" x 36"	Sewage Ejector Basin ****	One 4"	2" D x 2" V	X-Hvy Steel	\$ 238.00
SU1824	18" x 24"	Sump Basin	**	1-1/2" D	X-Hvy Pro Poly	\$ 59.78
SU1824S	18" x 24"	Sump Basin	**	1-1/2" D	X-Hvy Steel	\$ 59.78
SU1824R	18" x 24"	RADON Sump Basin	**	1-1/2" D	X-Hvy Pro Poly	\$ 59.78
SU1465R	18" x 24"	RADON Sump Basin	**	1-1/2" D x 3" V	X-Hvy Pro Poly	\$ 62.00
SU1830	18" x 30"	Sump Basin	**	1-1/2" D	X-Hvy Pro Poly	\$ 62.00

- * One 4" gasket included
 ** Inlet hole cutouts molded for contractor's convenience
 *** Bolt and seal kits are included
 **** Super Poly Basin style

Sewage Basin Covers

Stock #	Diameter	D x V	Material	List
SEC1605-10	18"	2" D x 2" V	X-Hvy Pro Poly	\$ 28.00
SEC1621-10	18"	2" D x 2" V	X-Hvy Steel	\$ 28.00
SEC1611	18"	2" D x 2" V	Split (2 Piece) Steel	\$ 59.50
SEC1622-10	24"	2' D x 2" V	X-Hvy Steel	\$ 82.30
SEC1621DH			2" x 2" gasket + flange + bolts	\$ 4.88
SEC1621DG			2" x 1-1/2" gasket + flange + bolts	\$ 4.88
SEC1621N			Cord grommet for ejector cover	\$.50
SEC1625			Cover Bolts & Seal Kit	\$ 4.20
SEC1301E		4"	Inlet Gasket	\$ 3.90

Basin Accessories



Sump Basin Covers

SUC1604	18"	One 1-1/2"	X-Hvy Pro Poly	\$ 24.00
SUC1604R	18"	Sealed 1-1/2"	X-Hvy Pro Poly	\$ 32.00
SUC1601	18"	One 1-1/2"	X-Hvy Steel	\$ 18.50

9/2007

Sewage & Sump Check Valves



Threaded Check Valve



90106
and
90107

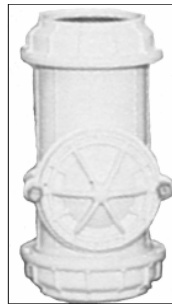


#1140



#1155
and
#1156

Compression Checks



#1111
and
#1112

Sewage Check



2" IPS
Model #1117

1117
and
#1140

3 Way Check



1-1/4", 1-1/2" IPS or
1-1/2" Copper
Model #1107

1115

Stock #	Description	List Price
1110	Combo 1-1/4" x 1-1/2" ABS Body (Blue color) 24/case	\$ 9.50
1115	"Silent" Combo Check Valve, (Green color), 1-1/4" x 1-1/2" 24/case	\$ 11.26
90106	1-1/4" Male IPS x Sovent Weld / Clamp, ABS Body 50/case	\$ 3.90
90107	1-1/2" Male IPS x Solvent Weld / Clamp, ABS Body 50/case	\$ 4.50
1117	2"IPS Plastic Body Sewage Check Valve 12/case	\$ 19.80
1140	3"IPS Cast Iron Body Sewage Check Valve 6/case	\$ 46.26
1111	3 in one combo Compression Check, fits 1-1/4" IP, 1-1/2" IP, 1-1/2" cop 36/case	\$ 11.90
1112	Compression Check Valve, fits 2" IPS and 2" cop 24/case	\$ 21.90
1155	Compression Check Valve with PVC Ball Valve, 1-1/2"	\$ 23.86
1156	Compression Check Valve with PVC Ball Valve, 2"	\$ 35.78



SEWAGE & SUMP

Pump Discharge Kits



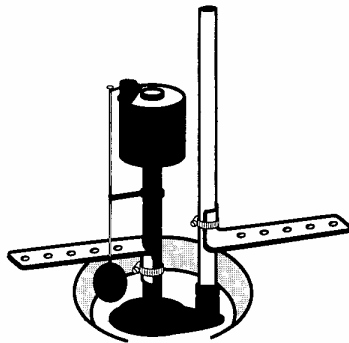
Kits include:

24 ft. Discharge Pipe with Adapter and clamps.

Stock # 3140
Stock # 3142

1-1/4" Hose Kit
1-1/2" Hose Kit

List \$ 8.34
List \$ 12.32



Use for Upright Pumps


Pump Stabilizers
Helps to quiet the sump discharge.

Heavy Steel. Conforms to pipe.

Kit includes:

Stabilizer and clamp.

Stock # 3141
List \$ 13.58



Use for Submersibles

Stainless Steel Clamps

<u>Stock #</u>	<u>S.S. w/Plated Screw</u>	<u>List</u>
3008	#8 – 7/16" to 1"	\$ 0.66
3010	#10 – 9/16" to 1-1/16"	\$ 0.66
3012	#12 – 9/16" to 1-1/4"	\$ 0.66
3016	#16 – 11/16" to 1-1/2"	\$ 0.66
3020	#20 – 3/4" to 1-1/4"	\$ 0.66
3024	#24 – 1-1/16" to 2"	\$ 0.66
3036	#36 – 1-13/16" to 2-3/4"	\$ 0.66

<u>Stock #</u>	<u>All Stainless Steel</u>	<u>List</u>
5108	#8 – 7/16" to 1"	\$ 1.18
5110	#10 – 9/16" to 1-1/16"	\$ 1.18
5112	#12 – 9/16" to 1-1/4"	\$ 1.20
5116	#16 – 11/16" to 1-1/2"	\$ 1.20
5120	#20 – 3/4" to 1-1/4"	\$ 1.22
5124	#24 – 1-1/16" to 2"	\$ 1.22
5140	#40 – 2-1/16" to 3"	\$ 1.84

All clamps packed 10 and 500

*** Introducing ***
Trap Tap

Patent pending

What A Mess!



Clean up those drain lines.
Humidifiers
De-Humidifiers
Air Conditioners
High Efficiency Furnaces

“Yep....It’s the same drain!”

Look Better?

Fitting accepts:

- 5/8” I.D. Hose
- 7/8” I.D. Hose
- 1/2” PVC Pipe (Glue, using a coupling)
- 3/4” PVC Pipe (Glued, no coupling needed)

Installation kit includes:

- Fitting
- Stainless Steel

Stock # TT500

Self-Tapping Mounting Screw

- Rubber Washer



Installs in less time than other methods of securing hoses!

25/box